



MALSIC FOUNTAIN

- Where water comes alive!

PRODUCTS CATALOG

(PREVIOUSLY KNOWN AS MALAYSIA FOUNTAIN)

www.malsicfountain.com



*unleash
the potential*

#malsicfountain




Table of Contents

	FLOATING XY SERIES	A
	NOZZLE SERIES	B
	DYNAMIX SERIES	C
	FOUNTAIN CONTROLLER SERIES	D
	LED SERIES	E
	LED CONTROLLER SERIES	F



FLOATING XY-SERIES



PORTABLE FOUNTAIN

A) XY SERIES PORTABLE LAKE FOUNTAIN



Features :

XY Fountain Series - Burst Water Effect

XY Fountain Series is a new model that targeted specifically for low cost, and faster turn around fountain. Suitable for lake, small area, recreation park, and open space areas.

Benefits of XY series fountain

- 1 **Portable** - With it's light weight body Polyethylene, make it's accessible and easy to deploy system.
- 2 **Variety of nozzle patterns** - It comes with varieties of beautiful nozzles patterns that you can pick and choose.
- 3 **Brass / Stainless Steel** - The body is made from choice of stainless steel 304/ 316 steel. (Standard model : S/S 304)
- 4 **Complete System** - Comes complete with submersible pump, nozzle distributor, nozzles, float with 30m Stainless Steel wire rope, 3 - Phase outdoor epoxy coated control panel , and 30m synthetic rubber flexible cable.

Product Code :

MF-XY-4H-BURST

Model	Description	Details
MF-XY-4H-BURST	Pump Capacity	4 HP
	Voltage	400-415 Vac
	Frequency	50 Hz
	Min. Water Depth	1.2 m
	Max. Shooting Height	4 m

PORTABLE FOUNTAIN

B) XY SERIES PORTABLE LAKE FOUNTAIN



Features :

XY Fountain Series - Straight Jetting Effect

XY Fountain Series is a new model that targeted specifically for low cost, and faster turn around fountain. Suitable for lake, small area, recreation park, and open space areas.

Benefits of XY series fountain

- 1 **Portable** - With it's light weight body Polyethylene, make it's accessible and easy to deploy system.
- 2 **Variety of nozzle patterns** - It comes with varieties of beautiful nozzles patterns that you can pick and choose.
- 3 **Brass / Stainless Steel** - The body is made from choice of stainless steel 304/ 316 steel. (Standard model : S/S 304)
- 4 **Complete System** - Comes complete with submersible pump, nozzle distributor, nozzles, float with 30m Stainless Steel wire rope, 3 - Phase outdoor epoxy coated control panel , and 30m synthetic rubber flexible cable.

Product Code :

MF-XY-4H-STRAIGHT

Model	Description	Details
MF-XY-4H-STRAIGHT	Pump Capacity	4 HP
	Voltage	400-415 Vac
	Frequency	50 Hz
	Min. Water Depth	1.2 m
	Max. Shooting Height	8 m

PORTABLE FOUNTAIN

C) XY SERIES PORTABLE LAKE FOUNTAIN



Features :

XY Fountain Series - Hi-Flow Splash Effect

XY Fountain Series is a new model that targeted specifically for low cost, and faster turn around fountain. Suitable for lake, small area, recreation park, and open space areas.

Benefits of XY series fountain

- 1 **Portable** - With it's light weight body Polyethylene, make it's accessible and easy to deploy system.
- 2 **Variety of nozzle patterns** - It comes with varieties of beautiful nozzles patterns that you can pick and choose.
- 3 **Brass / Stainless Steel** - The body is made from choice of stainless steel 304/ 316 steel. (Standard model : S/S 304)
- 4 **Complete System** - Comes complete with submersible pump, nozzle distributor, nozzles, float with 30m Stainless Steel wire rope, 3 - Phase outdoor epoxy coated control panel , and 30m synthetic rubber flexible cable.

Product Code :

MF-XY-4H-HIFLOW

Model	Description	Details
MF-XY-4H-HIFLOW	Pump Capacity	4 HP
	Voltage	400-415 Vac
	Frequency	50 Hz
	Min. Water Depth	1.2 m
	Max. Shooting Height	6.5 m

PORTABLE FOUNTAIN

D) XY SERIES PORTABLE LAKE FOUNTAIN



Features :

XY Fountain Series - Wide Spread Effect

XY Fountain Series is a new model that targeted specifically for low cost, and faster turn around fountain. Suitable for lake, small area, recreation park, and open space areas.

Benefits of XY series fountain

- 1 **Portable** - With it's light weight body Polyethylene, make it's accessible and easy to deploy system.
- 2 **Variety of nozzle patterns** - It comes with varieties of beautiful nozzles patterns that you can pick and choose.
- 3 **Brass / Stainless Steel** - The body is made from choice of stainless steel 304/ 316 steel. (Standard model : S/S 304)
- 4 **Complete System** - Comes complete with submersible pump, nozzle distributor, nozzles, float with 30m Stainless Steel wire rope, 3 - Phase outdoor epoxy coated control panel , and 30m synthetic rubber flexible cable.

Product Code :

MF-XY-4H-WIDE

Model	Description	Details
MF-XY-4H-WIDE	Pump Capacity	4 HP
	Voltage	400-415 Vac
	Frequency	50 Hz
	Min. Water Depth	1.2 m
	Max. Shooting Height	8 m

PORTABLE FOUNTAIN

E) XY SERIES PORTABLE LAKE FOUNTAIN



Features :

XY Fountain Series - 3 Layer Effect

XY Fountain Series is a new model that targeted specifically for low cost, and faster turn around fountain. Suitable for lake, small area, recreation park, and open space areas.

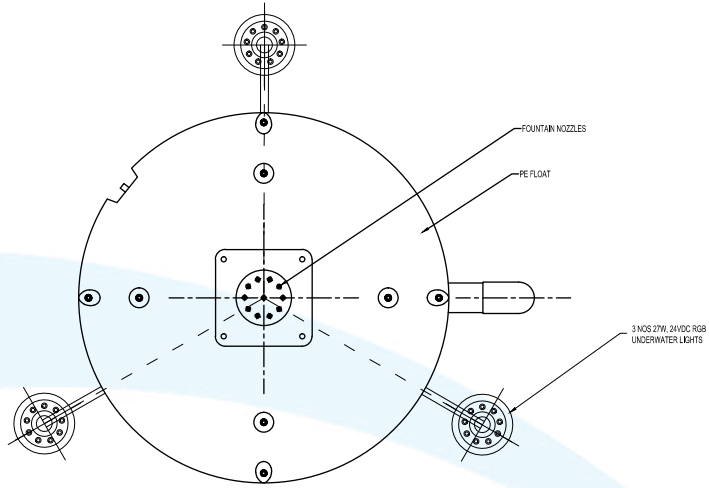
Benefits of XY series fountain

- 1 **Portable** - With it's light weight body Polyethylene, make it's accessible and easy to deploy system.
- 2 **Variety of nozzle patterns** - It comes with varieties of beautiful nozzles patterns that you can pick and choose.
- 3 **Brass / Stainless Steel** - The body is made from choice of stainless steel 304/ 316 steel. (Standard model : S/S 304)
- 4 **Complete System** - Comes complete with submersible pump, nozzle distributor, nozzles, float with 30m Stainless Steel wire rope, 3 - Phase outdoor epoxy coated control panel , and 30m synthetic rubber flexible cable.

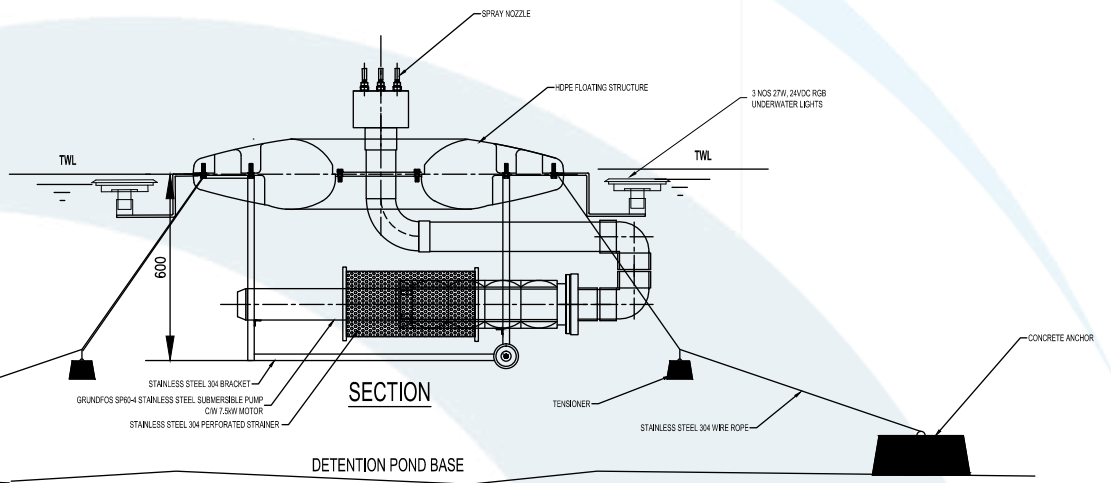
Product Code :

MF-XY-4H-3LAYER

Model	Description	Details
MF-XY-4H-3LAYER	Pump Capacity	4 HP
	Voltage	400-415 Vac
	Frequency	50 Hz
	Min. Water Depth	1.2 m
	Max. Shooting Height	2m (lower layer), 3m (middle layer), 5m (upper layer).



PLAN



SECTION

DETENTION POND BASE

FLOATING FOUNTAIN DETAILS

(ALL CIVIL AND STRUCTURAL WORKS BY OTHERS)





NOZZLE SERIES

NOZZLE

A) FOAM JET



Features :

- a) Basic foam jet effect, for air-water mix ratio water effect

Product Code :

MF-N-FJ01-S

OLD CODE : MF-N-04B

Model	Height(m)	l/min
MF-FJ01-S	0.25	47
	0.50	55
	0.75	71
	1.00	80
	1.25	89
	1.5	97
	1.75	104
	2.5	123

NOZZLE

B) DIRECT SPRAY JET



Features :

- a) Direct spray jet for straight water jet effect.
- b) Can be used for different height/ direction.
- c) Up to 15 ° angle can be adjusted from the center.

Product Code :

MF-N-DS01-C

OLD CODE : MF-N-01B

Model	Size	Pressure (Kpa)	Discharge(m ³ /h)	Height(m)
MF-N-DS01-C-1355	1/2"	15 -65	0.3 -1.5	1.0 -4.0
MF-N-DS01-C-1356	1"	50 -100	2.0 -4.0	3.0 -6.0
MF-N-DS01-C-1357	1 1/2"	50 -150	3.0 -6.0	3.0 -7.0

NOZZLE

C) CEDAR



Features :

a) Cedar nozzle, for maximum air- water mixture effect.

Product Code :

MF-N-CD01-C

Model	Size	Pressure (Kpa)	Discharge(m ³ /h)	Height(m)	Diameter(m)
MF-N-CD01-C-1400	1/2"	40	3.0	1.8	1.0
MF-N-CD01-C-1401	3/4"	40 -200	2.0 -4.0	1.0 -4.0	1.0
MF-N-CD01-C-1402	1"	40 -200	6.0 -10	1.0 -6.0	1.3
MF-N-CD01-C-1403	1 1/2"	50 -300	8.0 -13	1.0 -8.0	1.6
MF-N-CD01-C-1404	2"	50 -400	12.0 -25	1.0 -10	2.0
MF-N-CD01-C-1405	2 1/2"	50 -450	21 -50	1.0 -12	3.5
MF-N-CD01-C-1406	3"	50 -500	25 -80	1.0 -18	3.5

NOZZLE

D) HEX DIRECT SPRAY JET



Features :

- a) Hex direct spray nozzle for basic spray effect. Suitable for outdoor ring effect, which require minimum air mixture.

Product Code :

MF-N-HS01-C

Model	Size	Pressure (Kpa)	Discharge(m ³ /h)	Height(m)
MF-N-HS01-C-1355	1/2"	15 -65	0.3 -1.5	1.0 -4.0
MF-N-HS01-C-1356	1"	50 -100	2.0 -4.0	3.0 -7.0
MF-N-HS01-C-1357	1 1/2"	50 -150	3.0 -6.0	3.0 -10.0
MF-N-HS01-C-1358	2"	50 -200	5.0 -8.0	3.0 -12.0

NOZZLE

E) DIRECTIONAL FAN JET



Features :

- a) Fan shape nozzle with straight wide spread effect.

Product Code :

MF-N-DF01-S

Model	Size	Pressure (Kpa)	Discharge(m ³ /h)	Height(m)	Diameter(m)
MF-N-DF01-S-1355	3/4"	50	2.8	0.2 -0.7	0.4 -1
MF-N-DF01-S-1366	1"	30 -70	7.2 -2.5	0.3 -0.9	0.6 -1.5
MF-N-DF01-S-1357	1 1/2"	30 -80	14 -30	0.3 -1.2	0.8 -1.8

NOZZLE

F) MUSHROOM JET



Features :

- a) Mushroom spray jet effect.

Product Code :

MF-N-MJ01-C

Model	Size	Pressure (Kpa)	Discharge(m ³ /h)	Height(m)	Diameter(m)
MF-N-MJ01-C-1301	3/4"	5-8	1.5	0.25	0.5
MF-N-MJ01-C-1302	1"	6-10	2.0	0.25	0.6

NOZZLE

G) CRYSTAL BALL



Features :

- a) Special effect crystal ball nozzle with sphere shape. Comes in both full sphere, and half sphere for selection.

Product Code :

MF-N-CB01-C

Model	Size	Pressure (Kpa)	Discharge(m ³ /h)	Height(m)	Diameter(m)
MF-N-CB01-C-1600	1"	80 -100	5.0 -10	1.0	0.6
MF-N-CB01-C-1601	1 1/2"	80 -100	8.0 -15	1.5	1.0
MF-N-CB01-C-1602	2"	80 -100	20 -25	1.8	1.2
MF-N-CB01-C-1603	2x2.5"	80 -100	30 -50	4.1	2.5
MF-N-CB01-C-1604	2x3"	85-105	60-90	5	3.5

NOZZLE

H) LAYER JET



Features :

- a) 3 Layer adjustable flower shape nozzle. Individual nozzle adjustment.

Product Code :

MF-N-LJ01-C

Model	Size	Pressure (Kpa)	Discharge(m ³ /h)	Height(m)
MF-N-TL01-C-1220	1"	25- 60	2.1- 4.3	1.0 -4.0
MF-N-TL01-C-1221	1-1/2"	25- 85	5.1- 12.7	1.0 -6.0
MF-N-TL01-C-1222	2"	6.9- 22	1.0- 8.0	1.2- 4.0

NOZZLE

I) ROTATING NOZZLE



Features :

- a) Special effect crystal ball nozzle with sphere shape. Comes in both full sphere, and half sphere for selection.

Product Code :

MF-N-RN01-S

Model	Size	Pressure (Kpa)	Discharge(m ³ /h)	Height(m)	Diameter(m)
MF-N-CB01-C-1600	1"	80 -100	5.0 -10	1.0	0.6
MF-N-CB01-C-1601	1 1/2"	80 -100	8.0 -15	1.5	1.0
MF-N-CB01-C-1602	2"	80 -100	20 -25	1.8	1.2
MF-N-CB01-C-1603	2x2.5"	80 -100	30 -50	4.1	2.5
MF-N-CB01-C-1604	2x3"	85-105	60-90	5	3.5

NOZZLE

J) TRUMPET JET



Features :

- a) 3 Layer adjustable flower shape nozzle.
Individual nozzle adjustment.

Product Code :

MF-N-TJ01-C

Model	Size	Pressure (Kpa)	Discharge(m ³ /h)	Height(m)
MF-N-TL01-C-1220	1"	25- 60	2.1- 4.3	1.0 -4.0
MF-N-TL01-C-1221	1-1/2"	25- 85	5.1- 12.7	1.0 -6.0
MF-N-TL01-C-1222	2"	6.9- 22	1.0- 8.0	1.2- 4.0



VIVO SQUARE

***DYNAMIX
SERIES***



DYNAMIX

A) SYNCHROSWITCH



Features :

- a) Special effect crystal ball nozzle with sphere shape. Comes in both full sphere, and half sphere for selection.

Product Code :

MF-DX-SS01

Model	Size	Pressure (Kpa)	Discharge(m ³ /h)	Height(m)	Diameter(m)
MF-N-CB01-C-1600	1"	80 -100	5.0 -10	1.0	0.6
MF-N-CB01-C-1601	1 1/2"	80 -100	8.0 -15	1.5	1.0
MF-N-CB01-C-1602	2"	80 -100	20 -25	1.8	1.2
MF-N-CB01-C-1603	2x2.5"	80 -100	30 -50	4.1	2.5
MF-N-CB01-C-1604	2x3"	85-105	60-90	5	3.5

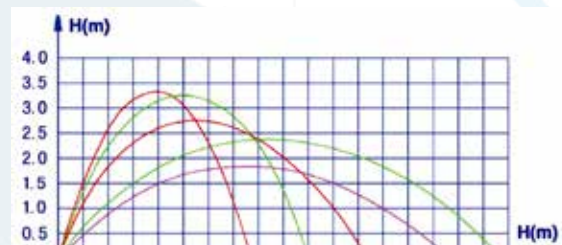
DYNAMIX

B) LAMINAROD



Features :

- a) Laminar Flow water effect.



Product Code :
MF-DX-LF01

Model	Size	Pressure (Kpa)	Discharge(m ³ /h)	Height(m)
MF-N-TL01-C-1220	1"	25- 60	2.1- 4.3	1.0-4.0
MF-N-TL01-C-1221	1-1/2"	25- 85	5.1- 12.7	1.0-6.0
MF-N-TL01-C-1222	2"	6.9- 22	1.0- 8.0	1.2- 4.0

DYNAMIX

C) WATERDROP



Features :

- a) Special effect crystal ball nozzle with sphere shape. Comes in both full sphere, and half sphere for selection.

Product Code :

MF-DX-WD01

Model	Size	Pressure (Kpa)	Discharge(m3/h)	Height(m)	Diameter(m)
MF-N-CB01-C-1600	1"	80 -100	5.0 -10	1.0	0.6
MF-N-CB01-C-1601	1 1/2"	80 -100	8.0 -15	1.5	1.0
MF-N-CB01-C-1602	2"	80 -100	20 -25	1.8	1.2
MF-N-CB01-C-1603	2x2.5"	80 -100	30 -50	4.1	2.5
MF-N-CB01-C-1604	2x3"	85-105	60-90	5	3.5

DYNAMIX

D) WATERAIN



Features :

- a) Water drop effect can simulate rain.
- b) Additional solenoid control for more dynamic.

Product Code :

MF-DX-WR01

Model	Size	Pressure (Kpa)	Discharge(m ³ /h)	Height(m)
MF-N-TL01-C-1220	1"	25- 60	2.1- 4.3	1.0 -4.0
MF-N-TL01-C-1221	1-1/2"	25- 85	5.1- 12.7	1.0 -6.0
MF-N-TL01-C-1222	2"	6.9- 22	1.0- 8.0	1.2- 4.0



FOUNTAIN CONTROLLER SERIES

FOUNTAIN CONTROLLER

A) MALSIC FOUNTAIN DANCING CONTROLLER



Features :

- a) Used for driving of solenoid valve / dancing fountain manifold.
- b) Comes in 3 drive types - Relay, SSR, Transistor.
- c) Built in resettable fuse for protection.
- d) Main fuse for first level protection.
- e) Modular based design (8 output / board) and fully extendable.
- f) Designed and developed by Malsic Technology R&D team.

Product Code :

MF-C-DC01
- R/S/T

Model	MF-C-DC01
Operating Voltage	12-24Vdc
Output Current	max 4A / channel
Maximum Output	8 output / board
Type	Relay / SSR / Transistor - (R/S/T)
Communication	Digital I/O
DMX Support	Yes (add on)
Analog Support	Yes (add on)
Application	Solenoid / Actuator driver

FOUNTAIN CONTROLLER

B) MALSIC FOUNTAIN MAIN CONTROLLER



Features :

- a) Specially designed for lower and middle range computer controlled fountain application.
- b) Can be extended to control DMX lighting system.
- c) High efficiency, low power consumption with up to 16Mhz clock frequency.
- d) Add on Modular - Ethernet, Bluetooth, GSM, etc.
- e) Built in analog output for controlling inverter signals.
- f) Designed and developed by Malsic Technology R&D team.

Product Code :

MF-C-MC01

Model	MF-C-MC01
Operating Voltage	5Vdc - 12Vdc
Output Current	40mA
Clock Speed	16Mhz
Standard I/O	up to 50 (extendable)
Communication	USB or RS232 (optional)
Indicator	16x2 LCD display (optional)
DMX Support	Yes (add on)
Wireless Support	Yes (add on)
Analog Support	Yes (add on)

MALSIC TECHNOLOGY SDN. BHD.

Web: www.malsicfountain.com E-mail: product@malsicfountain.com Tel : +6 010 605 0101

FOUNTAIN CONTROLLER

C) MF WATER DROP



Features :

- a) Used for driving of MF Water Drop Interactive Fountain.
- b) Built in resettable fuse for protection.
- c) Main fuse for first level protection.
- d) Modular based design (24 output / board) and fully extendable.
- f) Designed and developed by Malsic Technology R&D team.

Product Code :

MF-C-WD01

Model	MF-C-WD01
Operating Voltage	12-24Vdc
Output Current	max 1.5A / output
Maximum Output	24 output / board
Type	Transistor Based
Communication	Digital I/O
Serial Linkage	Yes
Analog Support	Yes (add on)
Application	MF Water Drop Interactive Fountain

MAL **sic**
LED



LED SERIES

LED

A) WATERPROOF UNDERWATER LIGHT



Features :

- a) Custom fountain LED with nozzle insertion.
- b) Maximum water effect and rich colour.
- c) Green design for smart heat insulation built on board.
- d) 60% luminous flux assured after operating for 20,000 hours.
- e) Compatible with Malsic Controller.
- f) CE/ROHS certified LED.

Product Code :

ML-UW-B01

Model	ML-UW-B01
Operating Voltage	24Vdc
Wattage	9x3W RGB
Lens Angle	15°, 25°, 45°
DMX	Optional (with external board)
Communication	Analog
Application	Underwater Light User / Fountain
Body Material	Stainless Steel 316
Front Glass	Tempered Glass

LED

B) EPOXY LED



Features :

- a) Custom fountain LED with nozzle insertion.
- b) Maximum water effect and rich colour.
- c) Green design for smart heat insulation built on board.
- d) 60% luminous flux assured after operating for 20,000 hours.
- e) Compatible with Malsic Controller.
- f) CE/ROHS certified LED.

Product Code :

ML-UW-S

Model	ML-UW-S
Operating Voltage	12Vdc
Wattage	11W RGB / WARM WHITE/ WHITE
Lens Angle	120°
DMX	Optional (with external board)
Communication	Analog
Application	Underwater Light User / Fountain
Body Material	Epoxy

MAL **sic**
LED

The background of the image is a close-up, blurred photograph of a yellow printed circuit board (PCB). The board is populated with various electronic components, including integrated circuits, resistors, and capacitors. The lighting is dramatic, with a strong yellow and orange glow, possibly from an LED, creating a bokeh effect in the foreground. The text is overlaid on a dark, semi-transparent rectangular area.

***LED
CONTROLLER
SERIES***

LED CONTROLLER

A) REMOTE WIRELESS RGB CONTROLLER



Features :

- a) Rainbow touch remote RGB controller.
- b) Wireless remote control up to 5m.
- c) Built-in program pattern.
- d) Adjustable fast/slow speed of ramping up/down for colour changing mode.
- d) CE/ROHS certified LED.

Product Code :

ML-LC-RW01

Model	ML-UW-B01
Operating Voltage	12Vdc /24Vdc
Output	12Vdc/ 24Vdc, 6A / channel
Channel	3 (R,G,B)
Driver type	Common Anode
Communication	Analog
Size	65(L) x 56(W) x 24(H) mm
Body Material	Aluminium
Remote Material	Plastic with rubber button

LED CONTROLLER

B) DMX TO RGB CONVERTER - 30 CHANNEL



Features :

- a) Convert DMX 512 signal to RGB analog signal.
- b) 30 Channel Output (3 channel / group).
- c) Green design for smart heat insulation built on board.
- d) DMX 512 or Ethernet Connection for input/output.
- e) Built in LED indicator for each channel.
- f) CE/ROHS certified LED.

Product Code :

ML-LC-CD01

Model	ML-UW-S
Operating Voltage	12Vdc /24Vdc
Wattage	Max 5A / Channel
Quick Connector	YES (DMX / Ethernet)
DMX	512
Communication	Analog
Total Channel	30 Channel (3 channel / group)
Size	225(W) x 80 (H) x 1.5 (T) mm

LED CONTROLLER

C) DMX CONTROLLER WITH SD CARD



Features :

- a) DMX controller with programmable pattern.
- b) RGB three primary colors, or RGBW full color control display.
- c) Green design for smart heat insulation built on board.
- d) Synchronous serial shift data signal output.
- e) Built in button for menu program selection, with built in date/ time setting.
- f) Comes with additional wireless remote control for controlling program.
- g) LCD display for quick connector built-in.

Product Code :

ML-LC-DX01

Model	ML-UW-S
Operating Voltage	12 Vac/ 7.5-24 Vdc
Wattage	2 W
Gray Level	256 Level - 65536 level
DMX	512
Body Material	Metal with powder coated
Size	174.8(W) x 96.3(H) x 32.5 (D) mm

SIRIM CERTIFICATION



SIRIM QAS International Sdn.Bhd. (410334-X)
No.1, Persiaran Dato' Menteri, Section 2, P.O.BOX 7035,
40700 Shah Alam, Selangor Darul Ehsan, Malaysia.
Tel: 03-55446252
Fax: 03-55446272
www.sirim-qas.com.my



TEST REPORT


REPORT NO.: 2014EEB0059	PAGE : 1 OF 16
This Test Report refers only to samples submitted by the applicant to SIRIM QAS International Sdn. Bhd. and tested by SIRIM QAS International Sdn. Bhd. This Test Report shall not be reproduced, except in full and shall not be used for any purpose by any means or forms (including but not limited to advertising purposes) without written approval from the Managing Director, SIRIM QAS International Sdn. Bhd. Please refer the last page for Conditions Relating to the Use of Test Report.	

Applicant : **BOFACO SDN. BHD.,**
54, Jalan Metro Perdana Timur 8,
Kepong Entrepreneurs Park ,
52100 Kepong,
Kuala Lumpur, Malaysia.

Manufacturer : Same as above

Product : LED modules for general lighting
(LED Fountain Light)

Reference Standard / Method of test : MS IEC 62031: 2011 (equivalent to IEC 62031:2008)
MS IEC 60061-1:2005

Description of Sample : Brand Name : 
Model/Type : UWS01 (RGB)
Rating Voltage : 12 VDC
Frequency : -
Wattage : ±11W
tc value : 110°C

Date Received of Complete Application : 22 NOVEMBER 2013

Job No. : J20132120217


Overall Test Result : COMPLIED (See Page 2 for details)

Issued Date : 11 APRIL 2014

Approved Signatory,


(RAFIDAH AHMAD)
Testing Executive




(SHARIFAH JUSOH)
Head
Electrical and Electronics 2 Section
Testing Services Department

SALE AND WARRANTY

For your peace of mind

At Malsic, we committed on delivering good quality products.

All products that come out of our factory will be tested by our qualified engineer. If you found any defect upon delivery of the products please contact our representative or our factory directly for immediate replacement within 48 hours. Please keep your proof of purchase.

Headquarter : 54, Jalan Metro Perdana Timur 8, Kepong Entrepreneurs Park, 52100, KL, Malaysia.

Email

support@malsicfountain.com

Hotline

+6 010 605 0101

Website

www.malsicfountain.com

Step for claiming warranty

To ensure ease of claiming your warranty, please ensure all these steps are followed accordingly :

- 1 Keep your proof of purchase, can be either in receipt form, delivery order or invoice.
- 2 Date of purchase and start of warranty must be kept together.
- 3 Photo evidence / video of the faulty items must be emailed or send together for proof.
- 4 All items must be sent to our customer service by making appointment from our hotline (+6 010 605 0101) or by email (support@malsicfountain.com)
- 5 Email all these documents above or bring during the claiming process.
- 6 It will usually take some time for us to do part replacement ,kindly wait for acknowledgement from our representative.

For more info, please visit our website at :

<http://www.malsicfountain.com/support>



MALSIC FOUNTAIN

- Where water comes alive!

www.malsicfountain.com

Email : product@malsicfountain.com

Tel : + 6 010 605 0101